

YANG JIA TAI JI NEI GONG

Les 24 exercices préparatoires au Tai Ji Quan


3.1 Préparation

1. Méditation debout

3.2 Mouvements généraux

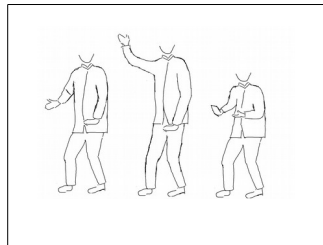
2. Le phénix déploie ses ailes

Haut /Bas (plan frontal)



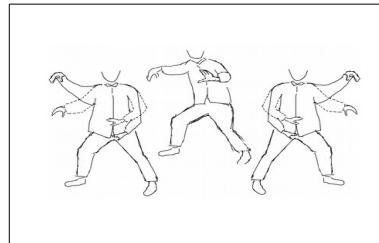
3. Yin Yang du Tai Ji

Haut /Bas (plan sagittal)



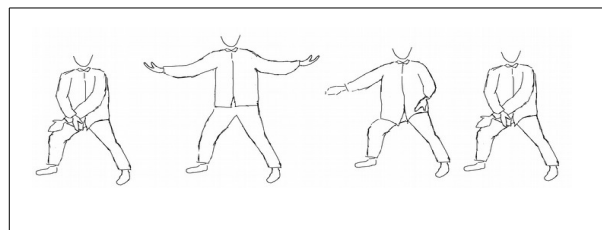
4. Les vagues montent et descendent

Haut /Bas (plan sagittal)



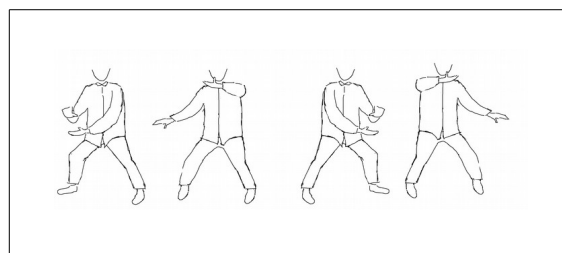
5. Les bras s'ouvrent et se croisent

Ouvrir /Fermer (plan transversal)




6. La fille de Jade offre des fleurs

Ouvrir /Fermer (plan transversal)




7. La tortue sort la tête

Avant/Arrière



8. La main du Ba Gua

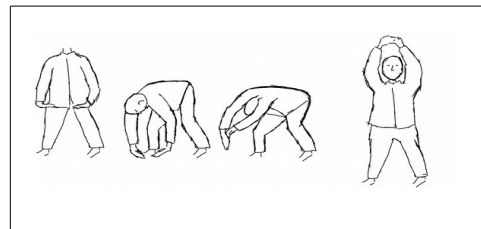
Spirale centripète et centrifuge



3.3.Colonne vertébrale

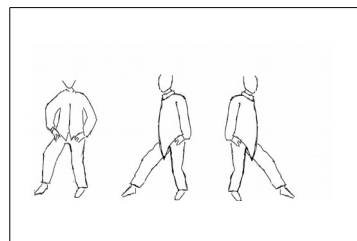
9. La roue du moulin tourne d'avant en arrière

Plan sagittal




10. Le roi s'appuie sur sa hanche

Plan frontal



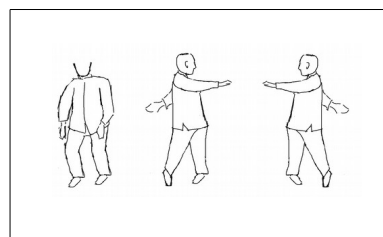
11. Le singe d'Or offre des fruits

Plan sagittal / W des psoas




12. La danse de l'éléphant

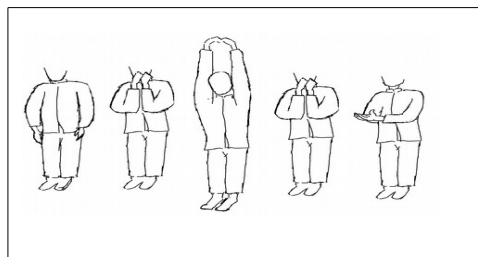
Plan transversal




13. Le rhinocéros contemple la lune sur le côté
Plan transversal/ sagittal



14. La grue sort ses griffes
Sonnette/ élévation des omoplates

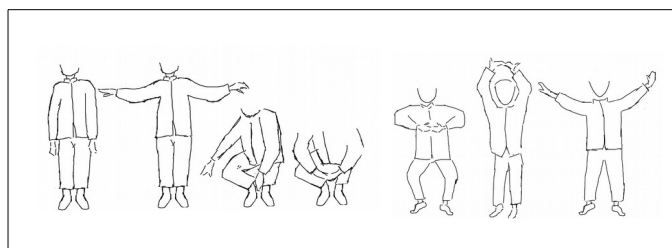


15. Tête de dragon et queue de phénix
Tonification du dos

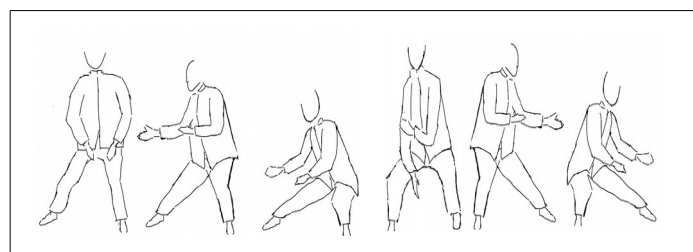


3.4 Jambes et équilibre

16 Le roi soulève la tour
Tonification des cuisses

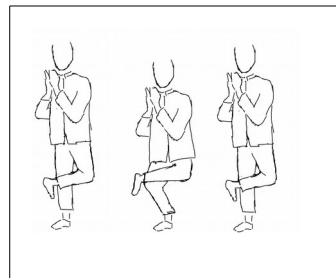


17. Le serpent rampe
Ouverture des aines



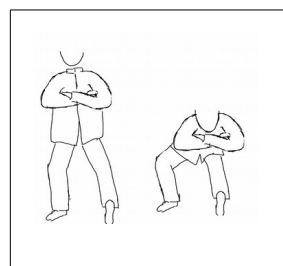
18 L'enfant prie le Bouddha

Équilibre



19 Baratter le Cinabre

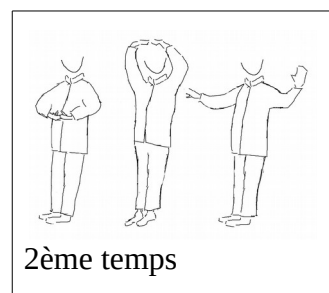
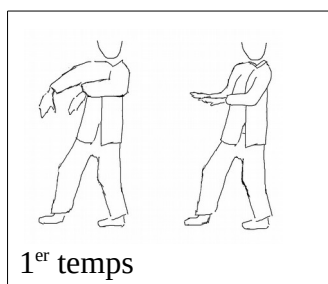
Équilibre et tonification des chaînes Yin/Yang des jambes



3.5 Respiration

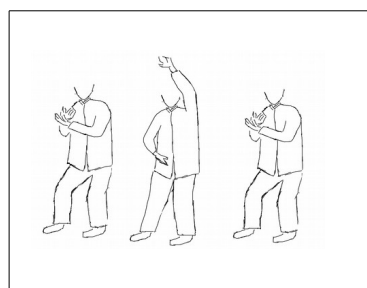
20 Expirer l'ancien, inspirer le nouveau

Éducatif respiration inversée



21 Les deux papillons s'envolent

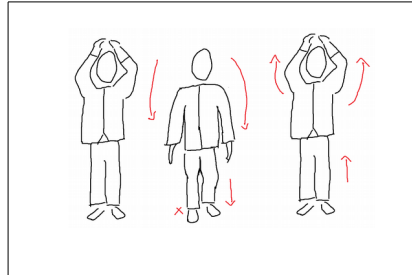
Ouverture costale latérale



3.6 Harmonisation


22 Les fleurs d'Or tombent

Drainage des liquides par la gravité



23 Cueillir la rosée du matin

Harmonisation Yin-Yang



3.7 Retour à l'origine

24 Méditation debout